

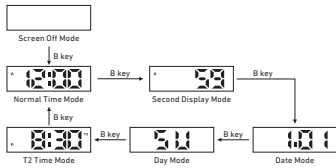
BULOVA

COMPUTRON

- Four digits LED display: hour, minute, second, month, date, day.
- 12/24 hour format.
- 81 years fully automatic calendar (from 2019 to 2099).
- Dual time.

OPERATION

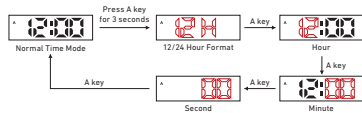
- In the Screen Off Mode, press **B** key to display the normal time first.
- In Normal Time Mode, press **B** to shift the display mode: hour, minute, second, date, day and T2 (dual zone) time.
- If there is no key operation for 5 seconds, it will enter into the Screen Off Mode automatically.



SETTING INSTRUCTIONS

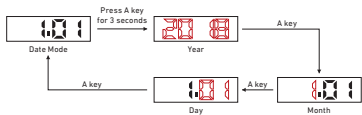
Press (using the tip of a pen or other sharp object) and hold **A** key for 3 seconds to enter the Setting Mode. When function to be set is lit by pressing the **B** button, press and hold the **A** button for 3 seconds. Digits will blink indicating they can be changed. Change the value using the **B** button. Hold the **B** button down to increase the value quickly. Press the **A** button to proceed to next.

TIME SETTING



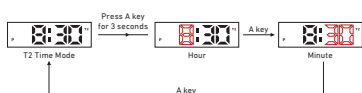
- When 12 or 24 flashes, press **B** key to select 12 or 24 hour format.
- Press **B** key to increase value, press and hold **B** key to increase the value quickly.
- When setting seconds, press **B** key to reset the seconds to “00”.
- In setting mode, if there is no key operation for 10 seconds, it will return to the Normal Time Mode.

DATE SETTING

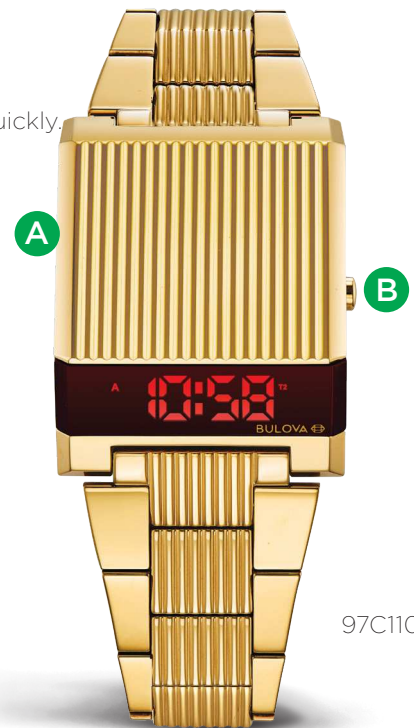


- Press **B** key to increase the value, press and hold **B** key to increase the value quickly.
- In the setting mode, if there is no key operation for 10 seconds, it will return to Date Mode.

T2 TIME SETTING



- Press **B** key to increase the value, press and hold **B** key to increase the value quickly.
- In the setting mode, if there is no key operation for 10 seconds, it will return to T2 Time Mode.



97C110